



# The LATI News

LOUISIANA ASSISTIVE TECHNOLOGY INITIATIVE

## INSIDE THIS ISSUE:

LEAD ARTICLE	1
2011 SUMMER INSTITUTE	2
AT OFF THE SHELF	2
UPCOMING PD	3
QUICK TIPS	3
FREE RESOURCES	4
SPOTLIGHT ON AT	5
COOL STUFF	5
AT CENTER CONTACT	6
UPCOMING TRAININGS	6



## A BALANCED LITERACY PROGRAM: READING ESSENTIALS

The following article will be in two parts. The purpose is to give suggestions on how to incorporate a balanced literacy program in your classroom and if you are ambitious it can be implemented within your grade level or school wide. These suggestions are based upon the essential components of reading: phonemic awareness, phonics, fluency, vocabulary, comprehension, and oral language. A technology suggestion will be provided to help differentiate instruction following the discussion of each component. These are simply suggestion and do not highlight a particular program or service.

*Modeled Reading/Modeled Writing:* Reading aloud to students is one of the single most influential factors for student success in learning to read. The teacher reads aloud text to model the sound of language, fluency and meaning. Reading aloud is a powerful technique for promoting story enjoyment and literature appreciation, and for noting what authors do with the writing process. Modeled, or interactive writing occurs when the teacher writes in front of students and also verbalizes what he/she is thinking and writing. Students read along and after the message is written, the teacher takes a few minutes to ask questions about the conventions and word choices inviting interaction about the writing.

Some text to speech programs will work with the above component if the software program has the benefit of natural sounding voices. For example, Kurzweil 3000 has natural sounding voices, as well as, other programs such as Natural Reader. There is normally an up charger with the free programs to have the benefit of the natural sounding voices.

To address writing, most word processing software programs offer the students benefit of using writing supports such as word prediction, spell checker, and the access of word banks.

*Shared Reading/Shared Writing:* In shared reading students see the text, observe an expert reading with fluency and expression, and are invited to read along. Following shared reading, students have opportunities to reread the literature independently. Shared reading is appropriate and desirable for students of all grades to reinforce language and add motivation and interest. In shared writing the teacher and students have the opportunity to compose together as the teacher transcribes.

The above mentioned suggestions concerning text to speech and word processing will also work with this component. Some additional suggestion would be Text Help, Wynn, and Don Johnston Solo suite of programs. This component would provide an excellent opportunity to utilize your presentation boards and to encourage active participation in preparing a writing sample.

*Guided Reading/Guided Writing:* Guided reading is the heart of the instructional reading program. The purpose of guided reading is to enable students to learn how to use independent reading strategies successfully at the student's instructional reading level. The teacher pulls together small temporary groups to explicitly teach effective reading strategies for processing a variety of text. Guided writing is similar to guided reading and is the heart of the writing program. The teacher's role is to facilitate the student writer in discovering what they want to say and how to say it meaningfully with clarity, coherence, interest, style, form and individual voice. Ownership of the writing always remains with the student and the student s the scribe. Guided writing should always occur after students have had many opportunities to see writing demonstrated aloud and in shared contexts.

Another suggestion, for possibility the older student, would be the use of the Live Scribe pen. This pen has the ability to record lectures and to also simultaneously record lecture notes that can be all saved together in an audio file for the user to access when ever needed for clarification or multiple exposures to the skill discussed in the classroom. Low tech options would be colored reading guides to help with tracking. Most text to speech programs will also have a highlighting feature that will assist the student with tracking.

The focus of the coming article will be to further discuss the benefits of incorporating Independent Reading and Writing, Literature Study, Investigation and Writing to Learn within the framework of your Balanced Literacy Program.

## Contacts

### LA Department of Education

Dr. Jackie Bobbett

Donna Broussard

225-342-3730

### Region 6 LATI Center

Charlotte Ducote

337-234-7187

District AIM Liaisons  
District Competent Authorities





## QUICK TIPS

### Livescribe Pen...Not Just A Note Taker

The Livescribe pen is a smartpen that records what you hear and write. This pen's main purpose is for note taking, but leave it to educators to come up with alternative uses. Some say it is revolutionizing the learning process. Below is just a few tips on how to enhance lessons using the Livescribe pen in your classroom. More lessons, along with videos, can be found at [www.livescribek12.com](http://www.livescribek12.com).

**Articulation Practice Sheet:** Teachers/SLP's can record the correct articulation on the dot paper (picture is optional). The student can listen, record themselves, and then compare their pronunciation to the model.

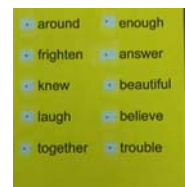


**Auditory Flash Cards:** Teacher prints the vocabulary/definitions on the dot paper and records the labels. The vocabulary/definitions are then cut apart (along with the dots) and attached to flash cards. (Label could be on the front and definition on back or create 2 separate cards for matching)



**Paper Calculator:** Each pen comes with a fully functional scientific calculator (found on the back of the front cover of the dot notebook). You can even do quick simple calculations without the paper calculator. Turn the pen on and within 5 seconds draw a "c", then write out your equation such as  $72 \times 34 = ?$  The pen will give you the answer on the LED read out.

**Talking Word Wall:** Teacher records the words using the dot paper, then cuts out the dots and attaches them to the words on the word wall. The Livescribe is attached to the bulletin board and the student can use the pen to touch the audio dot to get help with the word.



**Audio Study Guide** -Skeleton Example: Teacher prints the diagram directly on the dot paper. Then create an auditory label.

## UPCOMING PD OPPORTUNITIES .....



### 1. Straight Talk About Autism

**Date:** May 2nd

**Time:** 8:30am – 3:00pm

**Location:** Lindy C. Boggs International Conference Center at the University of New Orleans

**To register go to:**

[http://www.ccseminars.com/index.php?option=com\\_facileforms&Itemid=74](http://www.ccseminars.com/index.php?option=com_facileforms&Itemid=74)

### 2. Adaptive Solutions

**Date:** May 4th, 5th, & 6th

**Location:** Baton Rouge

**To register go to:**

<http://adaptive-sol.com/conference.html>

### 3. Differentiated Instruction Institute

**Date:** May 31th, June 1st & 2nd

**Location:** TBD

**To register go to:**

<https://www.solutionwhere.com/ldoe/cw/showconference.asp?3100>

### 4. RTI Institute

**Date:** June 14th & 15th

**Time:** 8:45am-4:15pm

**Location:** TBD

**To register go to:**

<https://www.solutionwhere.com/ldoe/cw/showconference.asp?3101>

### 5. Learning to Lead 2nd Annual State Conference

**Date:** June 24th, 25th, & 26th

**Location:** Astor Crown Plaza

739 Canal Street

New Orleans, LA

**To register go to:**

<http://www.laeyc.com/>

### 6. LATI Summer Institute

**Date:** June 21st, 22nd, & 23rd

**Location:** Calcasieu Technology Center

This Professional Development is Full



## AT STRAIGHT OFF THE SHELF

### Hallmark Interactive Storybook and Story Buddies

Hallmark has introduced a collection of Interactive Storybook and Story Buddies. The collection includes Jingle the Husky Pup, Cooper the Bear and Watson the Raccoon. Each story buddy has coordinating interactive storybooks. The story buddy responds with phrases throughout the book as the book is read by the child or adult. Additionally, there is a free app from iTunes for each story buddy. The app includes an interactive book, recording capabilities and games. The books can be recorded and the story buddy will respond with key phrases. This feature allows students to practice oral reading through the recording feature. The app provides struggling readers the ability to follow the illustrated story as it is read aloud. The Story Buddy collection was voted on of the ten Best Tech Products by Dr. Toy.

**Available at Hallmark stores and Amazon for \$30.00**

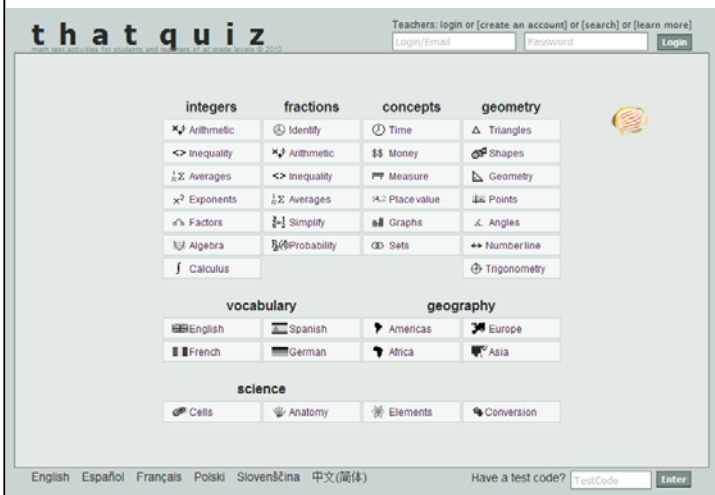
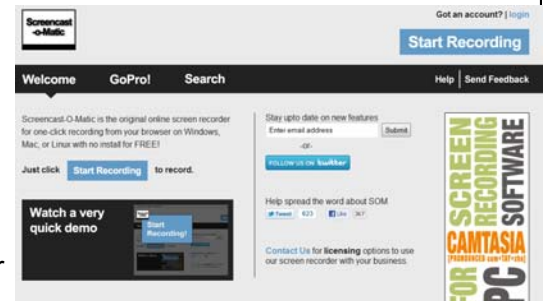


## FREE RESOURCE WEBSITES

### Screencast-o-Matic

[www.screencast-o-matic.com](http://www.screencast-o-matic.com)

Screencast-O-Matic is the original online screen recorder for one-click recording from your browser on Windows, Mac, or Linux with no install for FREE! Create quick video tutorials for your students or co-workers. Videos can be saved as AVI, Quicktime, or Flash files allowing you to share via your website.



### That Quiz

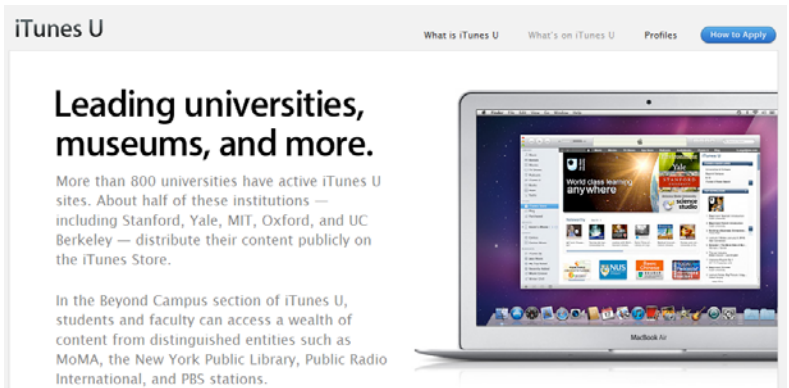
[www.thatquiz.org](http://www.thatquiz.org)

That Quiz is a free on-line test creator. Teachers create an account that gives an access code to each tests. Students can either log in and take the test on -line or they can be printed out and completed by each student. Many graphics are included or you can upload your own. Excellent way to create assessments to include the UDL concept.

### iTunesU

[www.itunes.com](http://www.itunes.com)

iTunesU is part of the iTunes store. Once iTunes is downloaded to your computer you have access to a vast array of FREE resources. This part of iTunes is comprised of pages from multiple educational institutions both secondary and post-secondary. There are podcasts, videos, and audio files all of which can be downloaded and shown





## Low Tech

### CLEAR TALKING POCKETS SCHEDULE HOLDER

The Talking Pockets Schedule Holder is a perfect visual and/or auditory tool for schedules, sentence construction, step by step instructions and more. It is made of durable, washable, clear vinyl (plastic) and equipped with grommets for horizontal or vertical hanging. It measures 24 1/2 x 4 inches and has eight pockets. Talking Pockets fit in the pockets and can be purchased separately.

<http://>

[www.onionmountaintech.com/item.php?id=1254](http://www.onionmountaintech.com/item.php?id=1254) Pricing \$15.95



## Mid Tech

### BATTERY OPERATED SCISSORS



Pre-adapted battery operated scissors provide students that cannot use traditional scissors the opportunity to participate in art projects and other classroom cutting activities. The scissors come with a built in jack that allows individuals to operate them using a switch.

<http://www.enablemart.com/Catalog/Household/Battery-Operated-Scissors> \$29.99

## High Tech

### THE SKOOG

SkooG is an instrument designed explicitly for special education to empower those unable to play traditional instruments. The SkooG enables children to experience and play musical sounds for themselves, and it is suitable for MLD, SLD, PMLD, children with global delay, genetic conditions such as Downs Syndrome, sensory impairments, physical/mental problems, behavioral issues and those with autism.



<http://www.toolfactory.com/products/page?id=5014> Pricing \$899.00

## Cool Stuff

### Penultimate App For the iPad

Size 16.6mb Cost: \$1.99



Turn your iPad into a writing tablet with this app! Manage and create notebooks with an infinite number of pages. Email pages in PDF format and back up notebooks to your iTunes account. Use your iPad VGA adaptor to share your notes on a screen or projector. Choose your pen size, write in color or black and use the magic eraser! Cool tool! For more features go to [www.itunes.com](http://www.itunes.com) and look for Penultimate in the Productivity section.

### CAST Science Writer (free)

<http://sciencewriter.cast.org>

*"Science Writer is an interactive, web-based instructional learning tool designed to help students in writing a complete science report; it supports students throughout the process of writing a science report. Research has revealed several effective instructional practices in improving the written language performance of students, and Science Writer has been designed to provide these:*

- A breakdown of the report writing process into manageable components
  - Scaffolds for each step of the writing process
  - an organizational structure for report writing
- Sentence starters to help initiate the writing*
- Science Writer is a technology-based learning environment that can provide plentiful opportunities for practice—a critical element to successful reading or writing strategy instruction. Science Writer enables students to demonstrate their knowledge of science concepts through writing, structures the writing processes as it relates to content-area writing, provides opportunities for structured practice and utilizes the Universal Design for Learning (UDL) Framework to meet the needs of a wide range of students. Science Writer's Agent characters provide tailored support."*

#### Supports

##### A Report Structure

All parts of a science or lab report are broken into small steps so the author can concentrate on one part of the report at a time.

##### A Process for Writing

Science Writer helps you through the process of draft, revise, and edit when writing a science report.

##### Sentence Starters

**Help Me Get Started**  
The "Help Me Get Started" button has two functions (1) it divides the writing into smaller sections and (2) provides sentence starters when on the draft screens in the writing process. Think of it as a way to help get the writing started.

##### Checklists

✓ **Check for the following**  
Checklists are available when you revise and edit your science report. These checklists will help you check for content and grammar errors.

##### Journal

**Journal**  
This is a place in Science Writer where you may write notes, reflect, make comments or questions, or keep track of data. Click on the "Journal" button at the top of the screen to access your journal.

##### Text to Speech

A SpeechStream toolbar by TextHelp™ is at the top of every page. This tool has text-to-speech so you may hear any text read out loud. SpeechStream can be used to check your writing by hearing it read back to you. SpeechStream also has a dictionary and translator you may use at any time in Science Writer.

##### Animated Helpers

Examples and help are provided by Eko, Max, and Sam.



## REGIONAL ASSISTIVE TECHNOLOGY CENTERS

### REGION 1

**Renee Spratt**  
rspratt@ppsb.org 8342 Hwy 23  
Belle Chasse, LA 70037  
**Katherine Shea**  
kshea@ppsb.org 504-595-6071  
(fax) 504-394-1431  
<http://R1ATCenter.eboard.com>

### REGION 2

**Anita Lee**  
anitalee@ipsb.net 58060 Plaquemine Street  
Plaquemine, LA 70764  
**Danna Bouey**  
dannabouey@ipsb.net 225-687-5400 ext. 183  
(fax) 225-687-7390  
[www.region2at.org](http://www.region2at.org)

### REGION 3

**Sharon Edwards**  
sharon.edwards@apsb.org 611 N. Burnside Ave.  
Gonzales, LA 70737  
**Kristie Stapler**  
kristie.stapler@apsb.org 225-391-7278  
225-391-7279  
225-621-2525 (fax)  
[www.lati3.com](http://www.lati3.com)

### REGION 4

**Charlotte Ducote**  
charlotte@atanswers.com N. P. Moss Annex  
801 Mudd Ave.  
**Tammy Dupre**  
tammy@atanswers.com Lafayette, LA 70501  
337-234-7187  
(fax) 337-234-7188  
[www.atanswers.com](http://www.atanswers.com)

### REGION 5

**Kay Bolen**  
kay.bolen@cpsb.org 1724 Kirkman St.  
Lake Charles, LA 70601  
**Anissa Fontenot**  
anissa.fontenot@cpsb.org 337-217-4120 ext. 1023  
(fax) 337-217-4121  
<http://bb.lati.cpsb.org>

### REGION 6

**Charlotte Ducote**  
charlotte@atanswers.com LA Special Education Center  
5400 Coliseum Blvd.  
**DeWayne LaCaze**  
dewayne@atanswers.com Alexandria, LA 71306  
318-487-5488  
(fax) 318-487-5511  
[www.atanswers.com](http://www.atanswers.com)

### REGION 7

**REGION 7**  
**Kristie Harvill**  
kristie.harvill@bossierschools.org 2500 Viking Drive  
Bossier City, LA 71111  
318-549-6113  
318-549-6163  
**Karrie Bennett**  
karrie.bennett@bossierschools.org (fax) 318-549-6126  
[www.region7atc.com](http://www.region7atc.com)

### REGION 8

**Amanda Tull**  
amanda.tull@r8at.com 1206 Marion Hwy.  
Farmerville, LA 71241  
**Jessica Wingard**  
jessica.wingard@r8at.com 888-368-9727  
318-368-9727  
(fax) 318-368-9774  
[www.r8at.com](http://www.r8at.com)



**Free Services:**  
Professional Development  
Consultations  
Technical Assistance

## UPCOMING TRAININGS

### MAY

3, 10	<u>AT for Math Module</u>	Region 7
10	<u>UNIQUE Learning System</u>	Region 4
10	<u>Consider This! iTouch/iPhone/iPad Applications</u>	Region 1
11	<u>AAC and Literacy in the Classroom</u>	Region 8
11	<u>AT &amp; RTI</u>	Region 6
11	<u>Kurzweil</u>	Region 5
11	<u>Differentiate with APPS</u>	Region 2
13	<u>Fun with Foldables and Pocketmods (Catahoula)</u>	Region 8
18	<u>WebCan: Using WebCameras</u>	Region 5
19	<u>Trash to Treasures</u>	Region 4
24	<u>Get Apped Up: Utilizing iPod Touches</u>	Region 5
25	<u>Smart Board in the Classroom—Beginner</u>	Region 6
31	<u>AT Boot Camp</u>	Region 7

### JUNE

1, 2, 3	<u>AT Boot Camp</u>	Region 7
1	<u>Low and Mid Tech Tools for AT Assessments</u>	Region 8
2	<u>Fun with Foldables</u>	Region 8
2	<u>Get Your Game On!</u>	Region 3
2	<u>Go Write with Animation</u>	Region 5
3	<u>Free Internet Resources</u>	Region 4
7	<u>iPods/iPads in the Classroom</u>	Region 3
8	<u>Promethean Interactive Boards in the Classroom</u>	Region 6
8	<u>Reaching All Students with MovieMaker</u>	Region 5
8, 9	<u>AT for Math Module</u>	Region 8
15, 16	<u>AT Solutions for Reading Success Module</u>	Region 8
15, 16, 17	<u>LATI Core Module AAC</u>	Region 4
15	<u>Differentiate with APPS</u>	Region 2
28	<u>WebCan: Using WebCameras</u>	Region 5
28	<u>Fun with Foldables &amp; PocketMods</u>	Region 6
29	<u>Get Apped Up</u>	Region 5
30	<u>Web Freebies/AT Resources</u>	Region 5

### JULY

5	<u>Reaching All Students with MovieMaker</u>	Region 5
7	<u>Web Freebies/AT Resources</u>	Region 5
12	<u>Interactive White Boards in the Elem. Class</u>	Region 6
14	<u>Boardmaker 6.0</u>	Region 4
19, 20, 21	<u>AT Assessment for Communication Module</u>	Region 1
28	<u>E-Book Make-N-Take</u>	Region 4
20	<u>News-2-You</u>	Region 6
28	<u>Go Write with Animation</u>	Region 5

[Click on the title to register.](#)